




## PROFILES

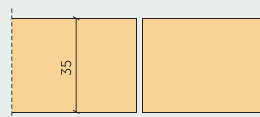
### P0 - Panel without chamfer



Panel thickness: **15 mm**




Panel thickness: **25 mm**



Panel thickness: **35 mm**

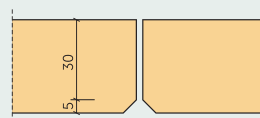
### P5 - Panel with 5 mm chamfer



Panel thickness: **15 mm**

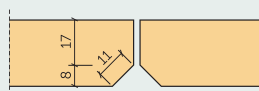



Panel thickness: **25 mm**

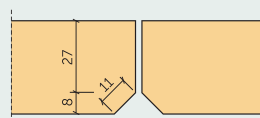


Panel thickness: **35 mm**

### P11 - Panel with 11 mm chamfer

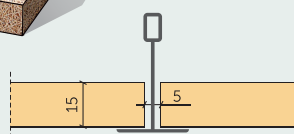
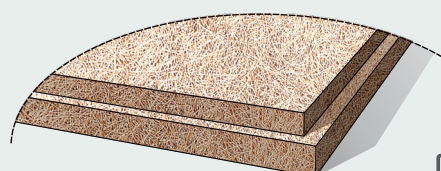


Panel thickness: **25 mm**

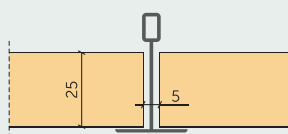


Panel thickness: **35 mm**

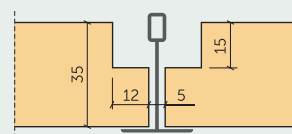
### P0-T24 - Standart T24 ceiling profile



Panel thickness: **15 mm**



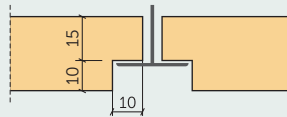
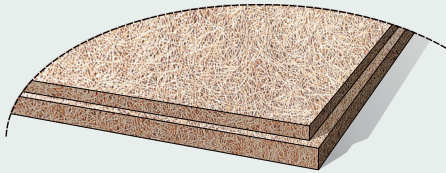
Panel thickness: **25 mm**



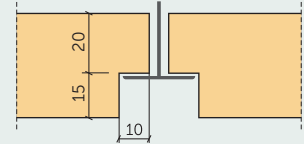
Panel thickness: **35 mm**

## PROFILES

### P0G-T24 - Immersed T24 ceiling profile

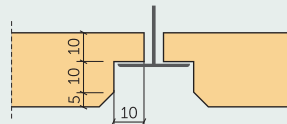
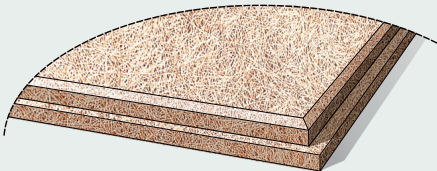


Panel thickness: 25 mm

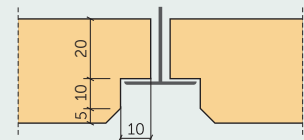


Panel thickness: 35 mm

### P5G-T24 - Immersed T24 ceiling profile with 5 mm chamfer

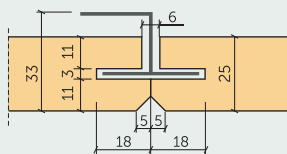



Panel thickness: 25 mm

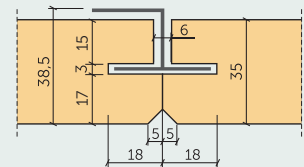


Panel thickness: 35 mm

### P5H - Hidden suspended ceiling profile with 5 mm chamfer

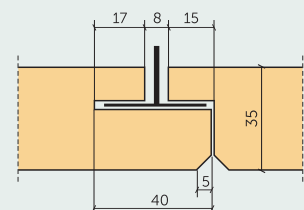
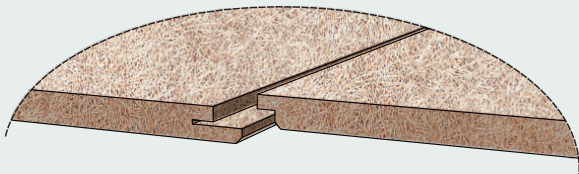


Panel thickness: 25 mm



Panel thickness: 35 mm

### P5S - Hidden suspended ceiling profile with overhang and 5 mm chamfer



Panel thickness: 35 mm